


Instant Hardening With Plas-Crete Blocks Replaces all of the following Traditional Time Consuming and Labor Intensive Methods

Sand Bags

Figure 18. Sandbags against a Structure.



Figure 16. Freestanding Sloped Sandbag Revetment.



Timber Revetments

Figure 41. Log Wall Standoff.

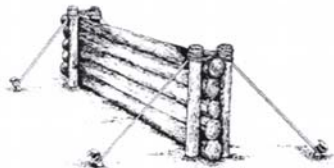


Figure 29. Timber Revetment.

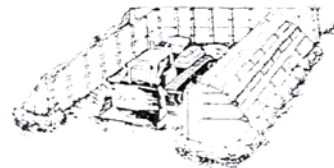


Soil Berms

Figure 13. Freestanding Berm Protecting a Fuel Bladder.



Figure 38. Partially Braced Berm against a Retaining Wall.



Drums, Tires, Pipe

Figure 32. 55-Gallon Drum Wall.

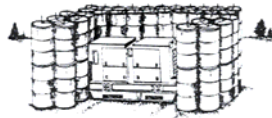



Figure 24. Tire Revetment Walls.




Figure 30. Concrete Culvert Soil Bin.



Soil Filled Bin Revetments

Figure 26. B-1 Bin Revetment.



www.conigliaro.com
(888) CONIG - 25